

Paragon 5.83 Release Enhancements (June 2021)

Update notification end date on Agent recommendation

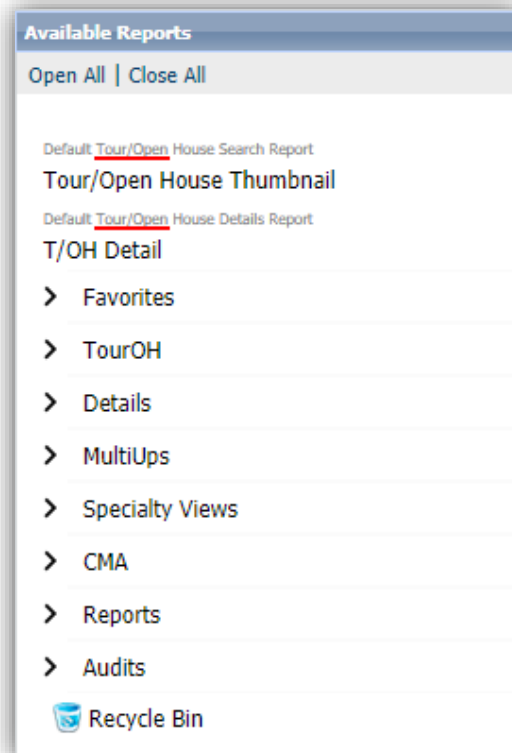
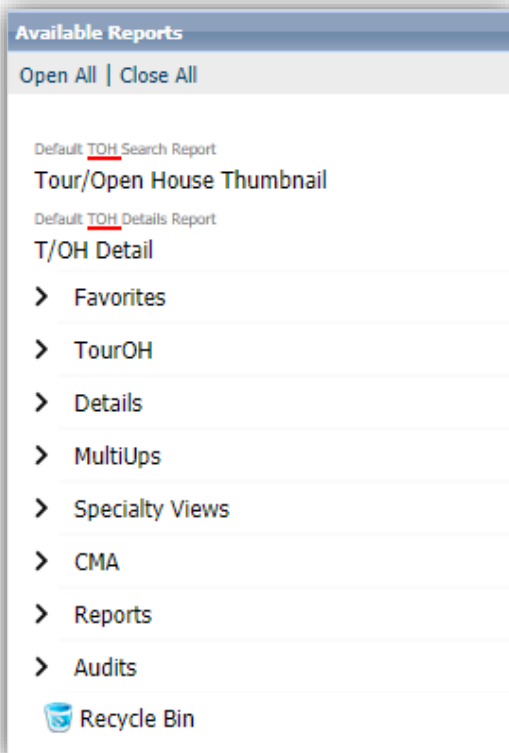
Your Contacts' Agent Recommended carts automatically have notifications turned on for Collaboration Center...and those notifications have the same one-year default expiration date as any other Collaboration Center notifications. With this enhancement, any time you add a new listing to the Agent recommended cart, the system will check the notification end date and automatically extend the notification end date for another year if the end date has passed.

Rename "Default T/OH" label in the Tour and Open House Reports Tree

To help clarify the labels for Tour and Open House defaults in the reports tree we have renamed them to be more consistent.

Current Label:

Updated Label:



Update Toggle Switch Style

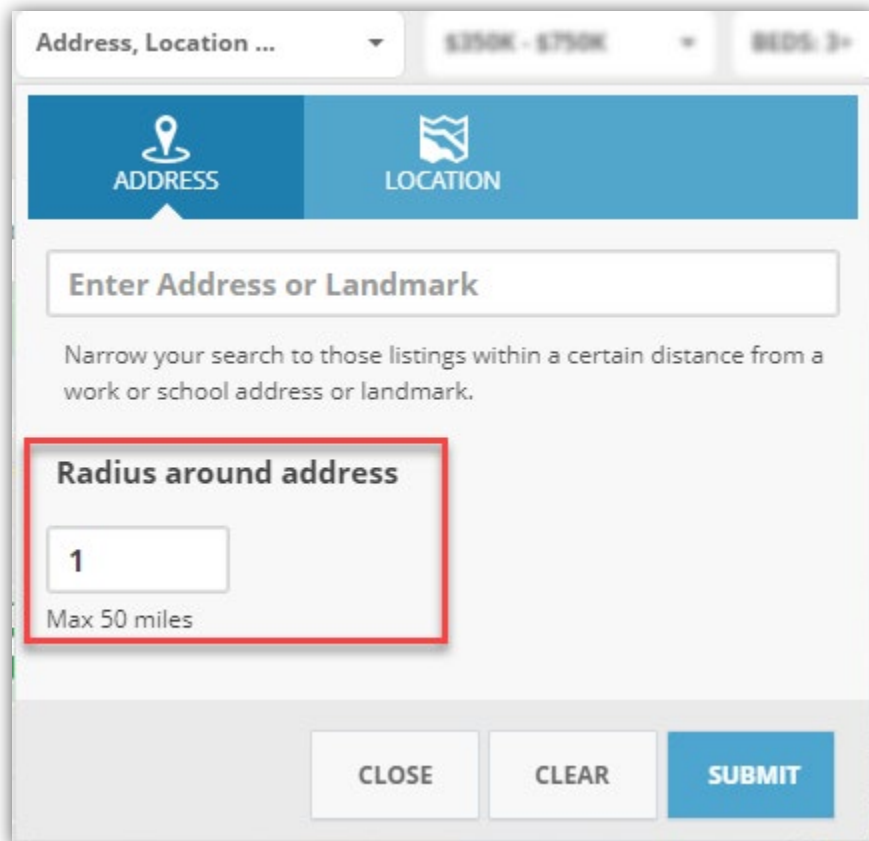
We reversed the toggle switch to align with the industry standard (thumb is to the right when on) and added refined color and mouse-over effects to provide action affordability.



Collaboration Center

Change Search radius to an Input Field and Change Default to 1 mile/km

For Contacts who can create their own searches in Collaboration Center, they will now find the Address Search's Radius field easier to use. We've removed the slider and switched it to an input field and changed the default amount from 5 miles to 1 mile. Users can input distances up to 50 miles/80 km.

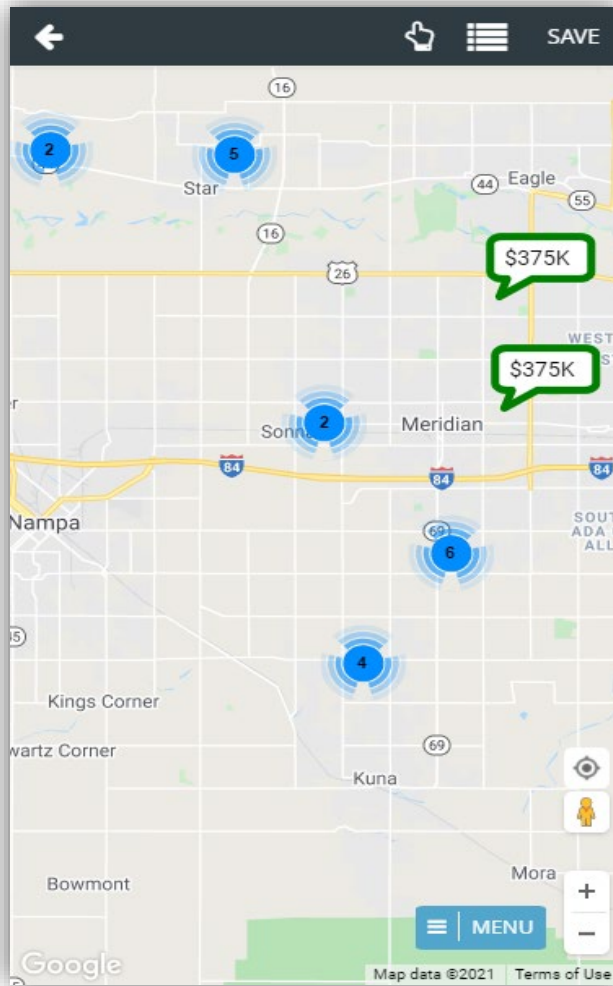


Disabled Notifications for an Inactive Client

The notifications in Collaboration Center are now disabled whenever a contact goes from active to inactive. This will prevent notifications from auto sending when a contact is no longer active with the agent.

Updates to Collab Center Mobile Property Search

The Map search in Collaboration Center was missing a Save option when on a mobile device. Although the user could create a search on a mobile device, they couldn't save it. We've added the Save button, updated the icons for drawing a shape and changing views, and all these tools were moved off the map and into the top app bar.



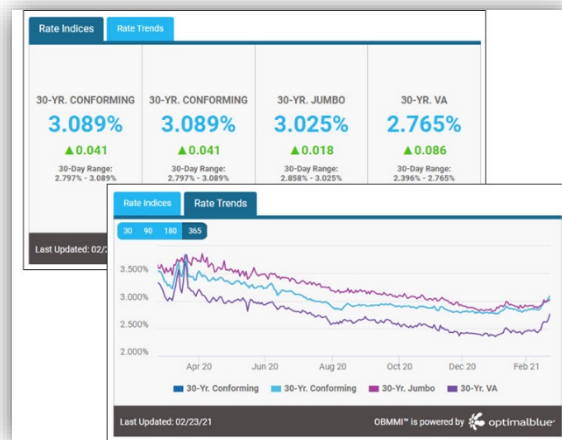
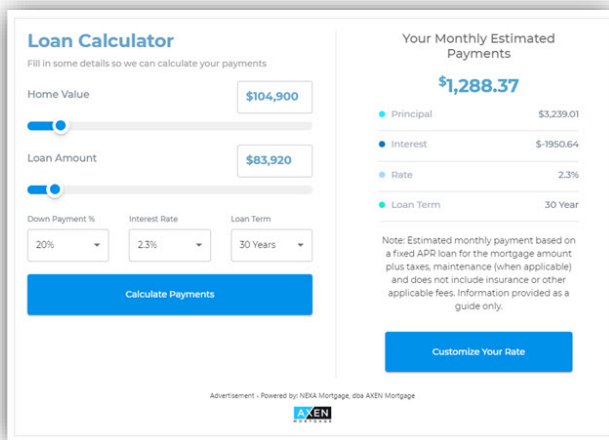
Collaboration Center- Consumer Mortgage Center

Excited to announce the new enhanced Mortgage Center within the Collaboration Center! We have updated the mortgage calculator, and with Paragon’s recent acquisition of Optimal Blue, we have a new tool that can provide highly accurate real-time and historical rate trends for your clients! Optimal Blue provides the technology used by major lenders to manage rate locks for the mortgage applications. This rate lock data is aggregated and anonymized to generate unique analytics that provide an accurate picture of exactly what rates are being quoted by major lenders.

The Consumer Mortgage Center will include:

- A new interactive mortgage calculator that allows consumers to enter a down payment, interest rate and terms.
- Consumers can request a customized quote directly from the Mortgage Center.
- A rate indices widget that allows consumers to see current rates and trends over time.

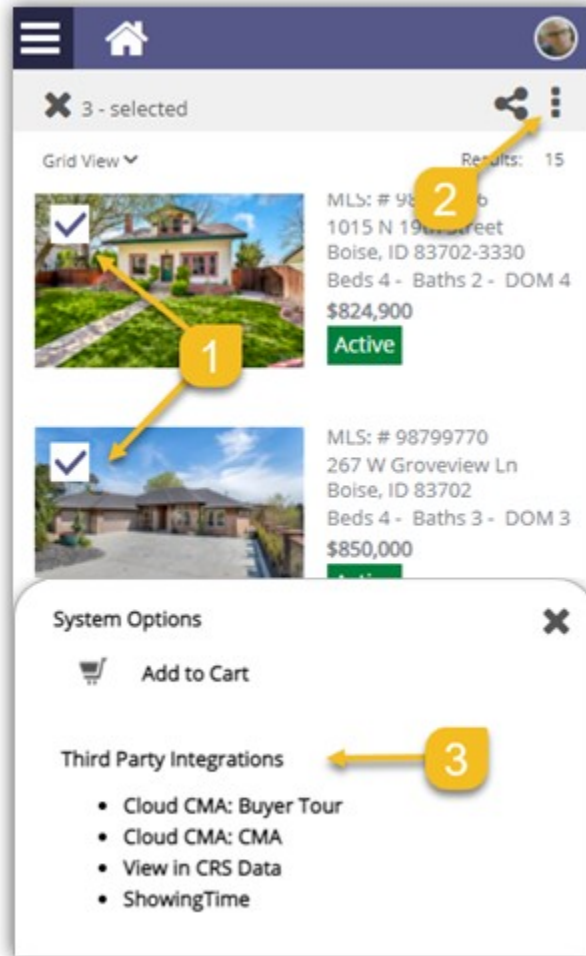
The new Mortgage Center gives the consumer all the tools they need, to know what to expect when shopping for a new loan.



Paragon Connect

Multi-Select Integrations available in Paragon Connect

We’re happy to announce that users can select and take third-party actions on multiple records from Paragon Connect search results. By clicking the overflow menu, you can now see both System options and third-party integrations! Prior to this change, the only option available was Add to Cart.



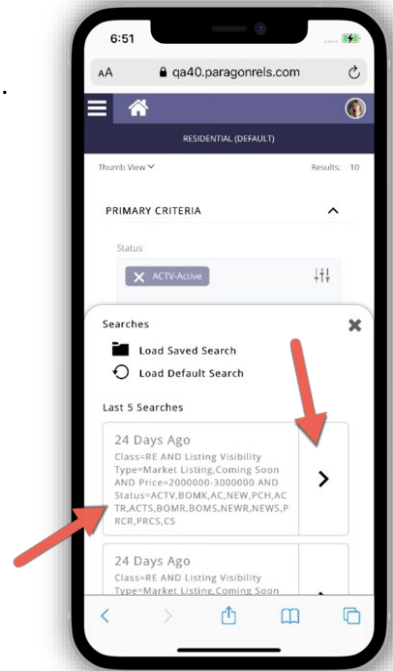
Accessing your last five (5) searches

Paragon Connect can now access your last five searches. This is synced with Paragon Classic so the five searches you see are from either system.

The folder icon now opens a drawer instead of going directly to the load search dialog. The “Load Default Search” option has been moved to this location as well.

Another nice feature is you can either click on the criteria to load the search criteria in the search form, or you can click/tap on the arrow to go directly to the results.

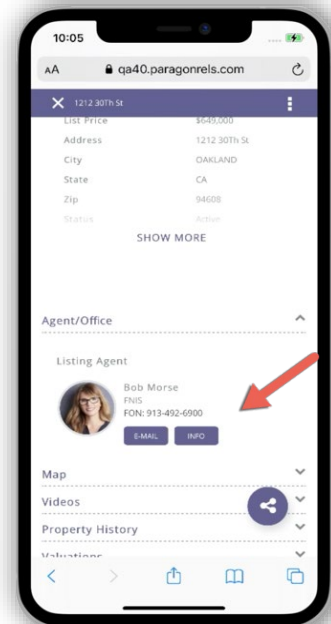
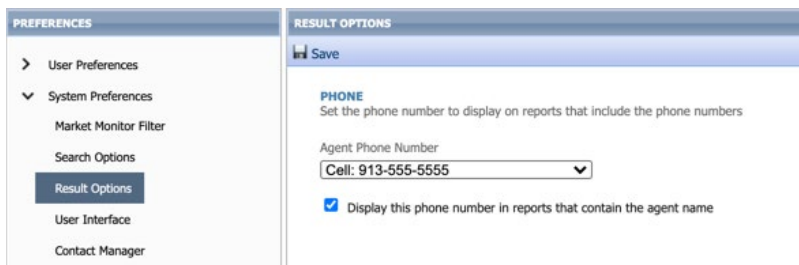
Note: Accessing a class-based search from the hamburger menu will always load your default search.



Preferred Phone number on Paragon Connect Detail Report

On the Paragon Connect detail report, the agent’s phone number displays the office or agent’s phone number based on a configuration. However, there is a user preference in Paragon Classic that allows users to choose which phone number to use for reports, which was being ignored by Paragon Connect.

Paragon Connect has been updated to honor that preference. If a user chooses a phone number and check “Display this phone number...” it will display the selected phone number on the Paragon Connect detail report.



Texting Detail Report Phone number

Paragon Connect today supports texting on a mobile device. The detail report today includes a feature to text the listing or selling agent directly from the detail report. However, the texting button uses the number that is displayed. In some cases, this is an office phone number or a phone number that doesn't support texting.

To address texting phone number accuracy, Paragon Connect will now look at the mobile preferences in Paragon Classic. If a number is supplied, Paragon Connect will display the texting button on the report. The texting feature will use the phone number supplied in the mobile preference setting.

