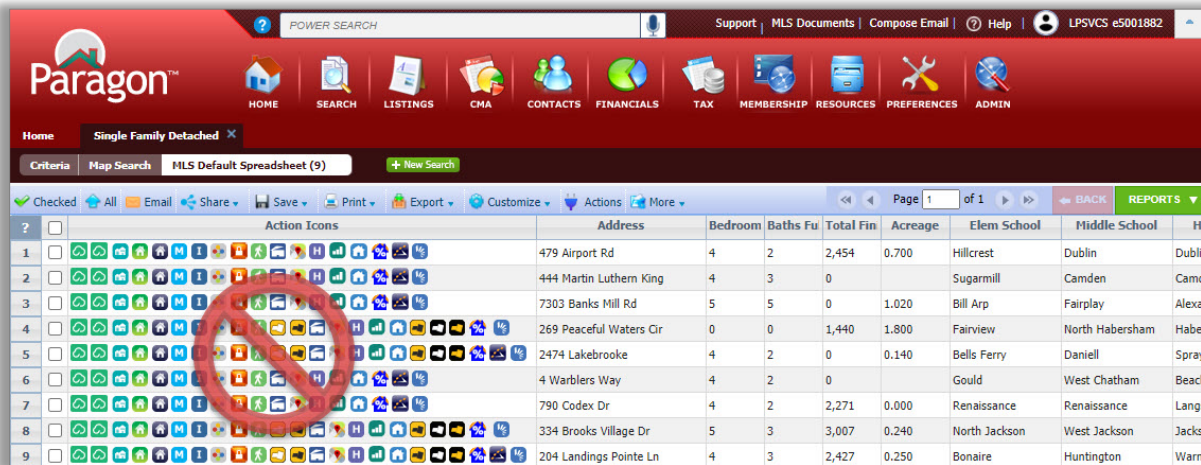


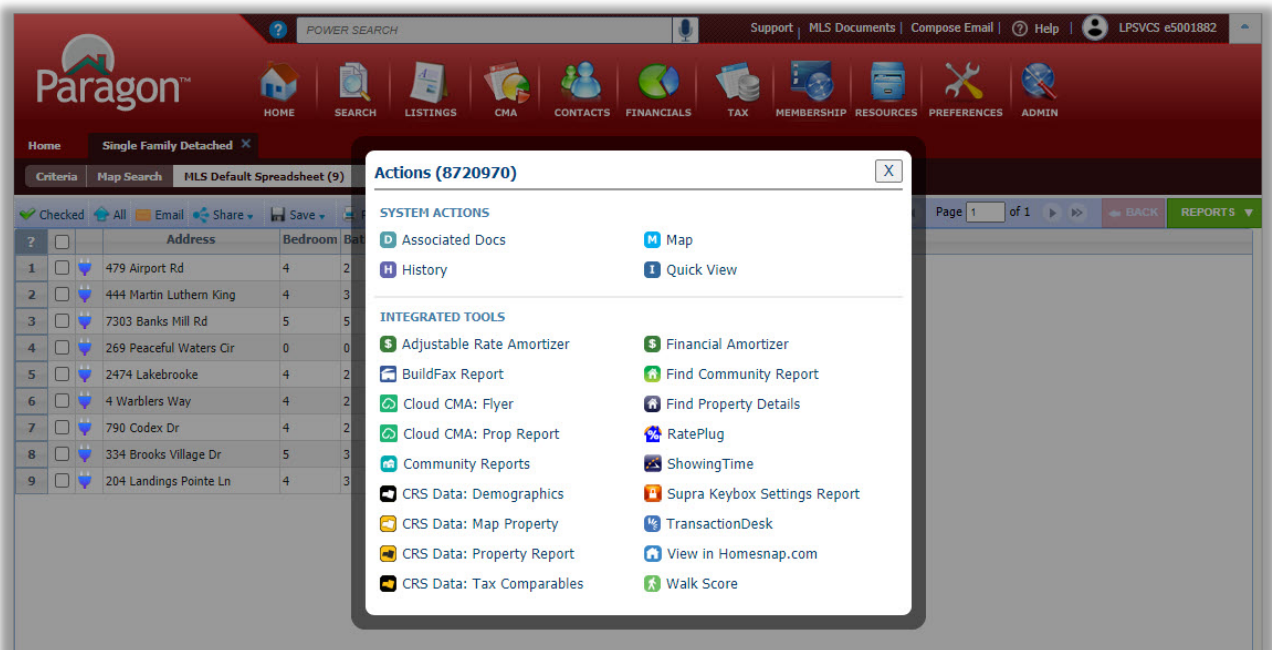
Paragon MLS Updates

Action Icons: Wouldn't it be nice if you could view more data and fewer icons? The Action Icons column of the spreadsheet has been modified to display a single icon to provide access and more viewing space for data.



?	Action Icons	Address	Bedroom	Baths Fu	Total Fin	Acreage	Elem School	Middle School	H
1	[Icon]	479 Airport Rd	4	2	2,454	0.700	Hillcrest	Dublin	Dublin
2	[Icon]	444 Martin Luther King	4	3	0		Sugarmill	Camden	Camden
3	[Icon]	7303 Banks Mill Rd	5	5	0	1.020	Bill Arp	Fairplay	Alexa
4	[Icon]	269 Peaceful Waters Cir	0	0	1,440	1.800	Fairview	North Habersham	Haber
5	[Icon]	2474 Lakebrooke	4	2	0	0.140	Bells Ferry	Daniell	Spray
6	[Icon]	4 Warblers Way	4	2	0		Gould	West Chatham	Beach
7	[Icon]	790 Codex Dr	4	2	2,271	0.000	Renaissance	Renaissance	Lange
8	[Icon]	334 Brooks Village Dr	5	3	3,007	0.240	North Jackson	West Jackson	Jacks
9	[Icon]	204 Landings Pointe Ln	4	3	2,427	0.250	Bonaire	Huntington	Warn

we enhanced the way users access Integrations and other Paragon System Actions from the spreadsheet search report as well as the detail views. The Action Icons column of the spreadsheet has been modified to display a single icon 📍 to provide access and more viewing space for data



Actions (8720970)

SYSTEM ACTIONS

- Associated Docs
- History
- Map
- Quick View

INTEGRATED TOOLS

- Adjustable Rate Amortizer
- BuildFax Report
- Cloud CMA: Flyer
- Cloud CMA: Prop Report
- Community Reports
- CRS Data: Demographics
- CRS Data: Map Property
- CRS Data: Property Report
- CRS Data: Tax Comparables
- Financial Amortizer
- Find Community Report
- Find Property Details
- RatePlug
- ShowingTime
- Supra Keybox Settings Report
- TransactionDesk
- View in Homesnap.com
- Walk Score

In addition to the column in the spreadsheet, a new **Actions** button has been added to the menu bar.

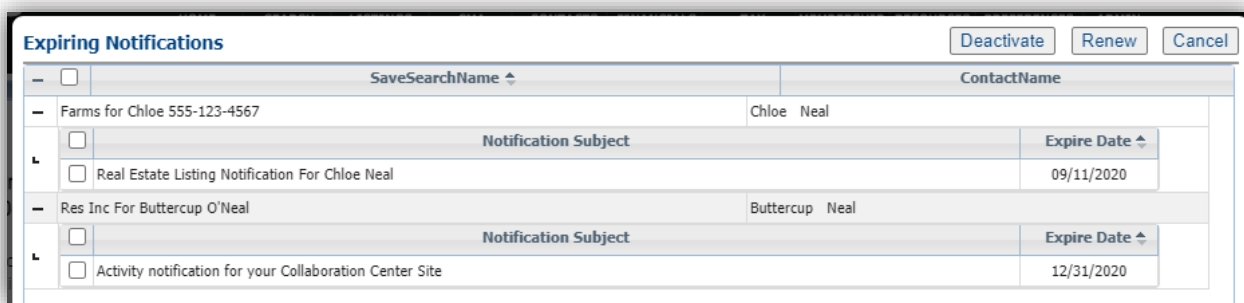


Manage Expiring Notifications made easier: The dialog window is now displaying the Contact Name, the Last Accessed and the Last Notified Dates

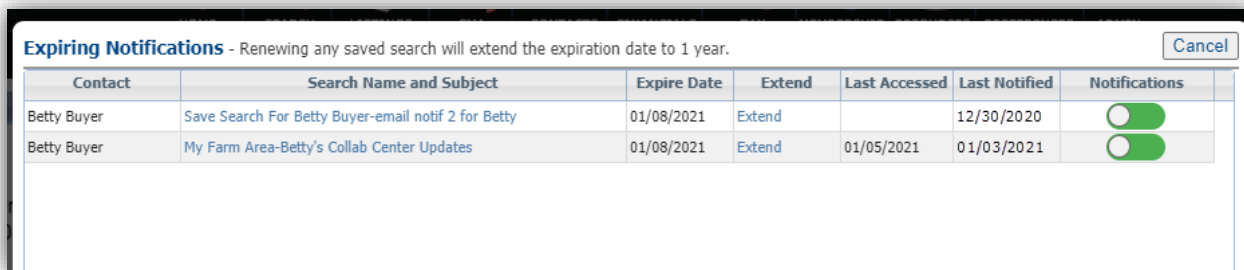
To Simplify and improve user experience, the expiring notifications dialog window has been enhanced to include the Contact Name, the Last Accessed and Last Notified Dates. Also included is the ability to enable/disable or extend the notifications for another year with a single click!

Additionally, when a search is extended, Paragon will run the search against current prospecting restrictions and return the usual error message if any criteria in the search is now prohibited.

Old View:



New View:



Want to know when you modified a Saved Search? To assist users with managing saved searches, a Modified date column has been added to the grid in Search > Saved Property Searches. The grid can be sorted by the Modified date by clicking on the column header.

<input type="checkbox"/>	Class	Description	Default	Contacts	Modified
<input type="checkbox"/>	Residential	Save Search For Bob Barker	N	1	1/5/2021
<input type="checkbox"/>	Residential	My Farm Area	N	1	6/20/2019
<input type="checkbox"/>	Residential	Save Search For Betty Buyer	N	1	4/20/2018
<input type="checkbox"/>	Multi-Class	Multi-Class	MLS	0	
<input type="checkbox"/>	Residential	Residential	MLS	0	
<input type="checkbox"/>	Land	Land	MLS	0	
<input type="checkbox"/>	Residential Incon	Residential Income	MLS	0	
<input type="checkbox"/>	Business/Comme	Business/Commercial	MLS	0	
<input type="checkbox"/>	Farm & Ranch	Farm & Ranch	MLS	0	
<input type="checkbox"/>	Rental	Rental	MLS	0	
<input type="checkbox"/>	Office Exclusives	Last Search	MLS	0	

Easier workflow when adding and modifying listings (Full or Partial): When maintaining a listing, a new “Add” button has been added.

Listings

[Add](#) [Maintain](#) [Email](#) [Print](#) [Delete](#)

Page: of Page Size: 25

ADDRESS: CLASS: STATUS: LISTING OWNER:

Residential
Land
Residential Income
Business/Commercial
Farm & Ranch
Rental
Office Exclusives

Clarify access to Download Documents functionality

The option to allow bulk download of Associated Documents was displaying even when no valid documents were available. To avoid confusion, the Download Documents option will be hidden when public documents are not enabled on the site. When public documents are enabled, the Download Documents option is available but disabled unless the user is on the Associated Documents report.

Public Documents enabled = Download Documents enabled:

The screenshot shows the Paragon MLS interface with the 'Residential' tab selected. The 'Criteria' section shows 'Default MLS (12)'. The 'Export' button is highlighted, and the dropdown menu is open, showing options: 'Export to CSV', 'Favorite Custom Exports', 'Manage Custom Exports', and 'Download Documents'. The 'Download Documents' option is highlighted with a mouse cursor.

Download Documents enabled from the Associated Docs report:

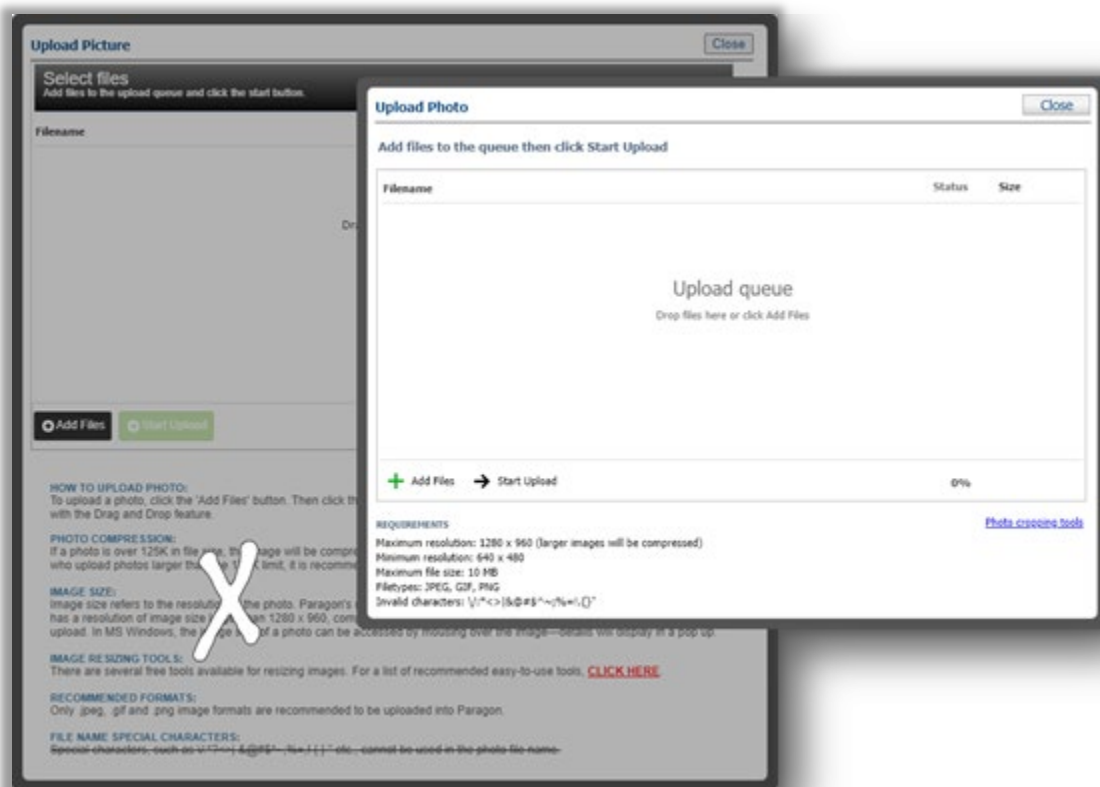
The screenshot shows the Paragon MLS interface with the 'Associated Docs' report selected. The report displays a table of documents for MLS #98766286 at 176 Monroe. The 'Download Documents' button is highlighted in the 'Export' dropdown menu.

Document	File Type	File Size	Download Date	Download Status
Local Map	.jpg	121 KB		
Another document	.pdf	105 KB	12/02/2020 02:38:00 PM	Yes
HTML tags	.doc	28 KB	12/02/2020 02:39:00 PM	No

If you are having trouble opening an efx file, you probably need to install the eFax viewer which you can download for free at <http://www.efax.com/>

Photos – Easier to Read Instructions for Uploading Your Photos

When uploading your images in Listing Input, Agent Photos, Office Logos, etc., we have simplified the instructions while retaining all functionality.

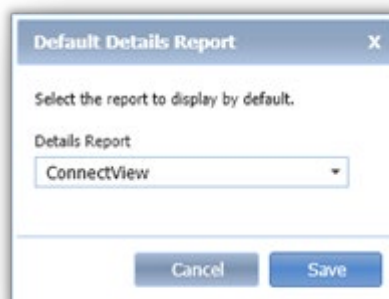
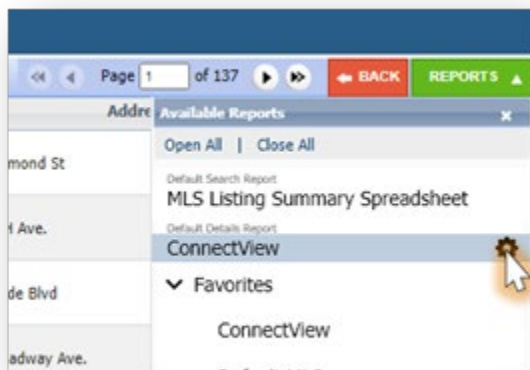
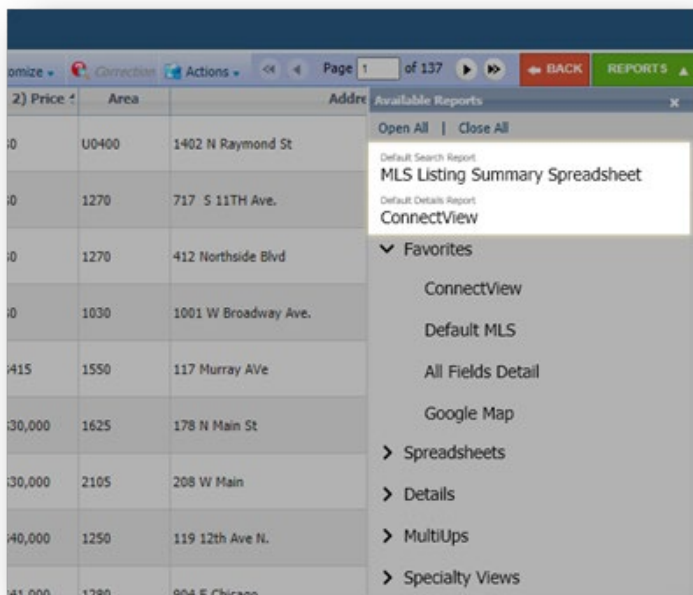


Reports –Listing Report Menu Enhancements

The Listing Reports Menu now indicates the user's preferred default reports for Search Reports and Detail Reports.

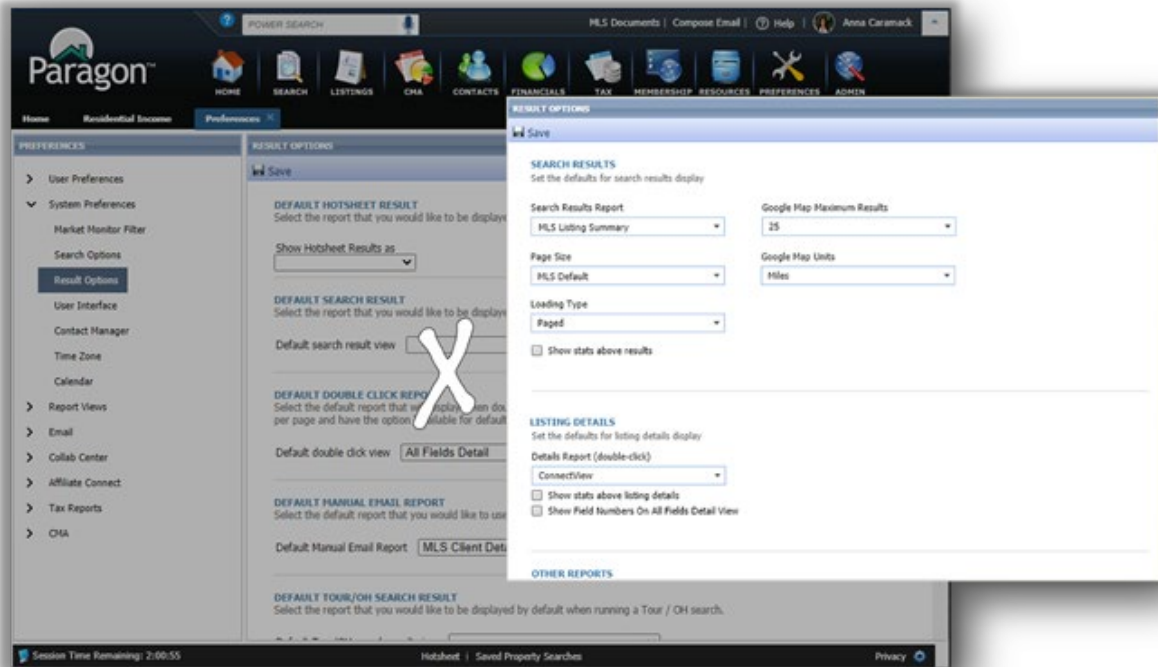
The user can change their preference from this screen.

Note: Selected preferences will be reflected in User Preferences | System Preferences | Results Options



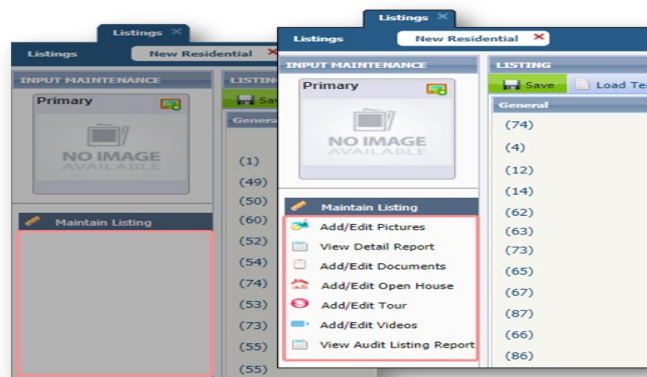
Preferences –Results Preference UI Update

Result Options page in User Preferences and in the Preference Wizard, has been reorganized so that related options are grouped together, and unnecessary text has been removed to create a more user-friendly layout.



Listings – New Listing Navigation Simplification

When maintaining a listing in the past you had to save your listing in order to see the additional options available such as adding or maintain photos, adding an open house etc. Now for both Partial and Full when adding a listing you will have all of the additional navigation options available to you without having to save first.

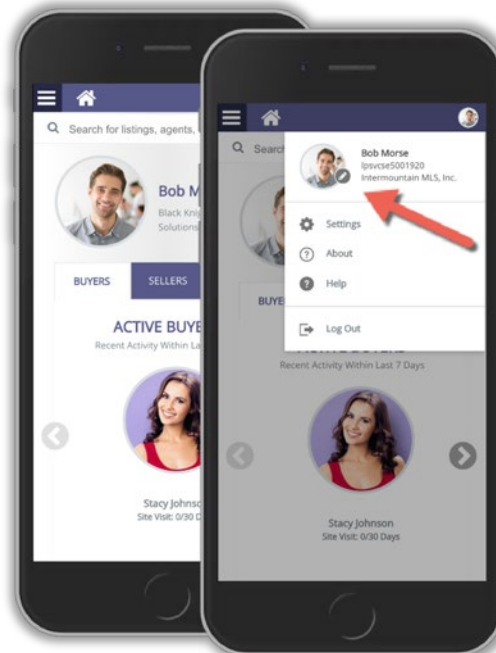


Paragon Connect

Settings – Snap or Upload Agent Image

Does your agent photo need updating? Now you can snap a picture or upload a new agent profile image. Your image is synced with Paragon Classic so there is no need to reload or add twice. It also uses a crop tool to make sure your photo fits the circle profile layout perfectly.

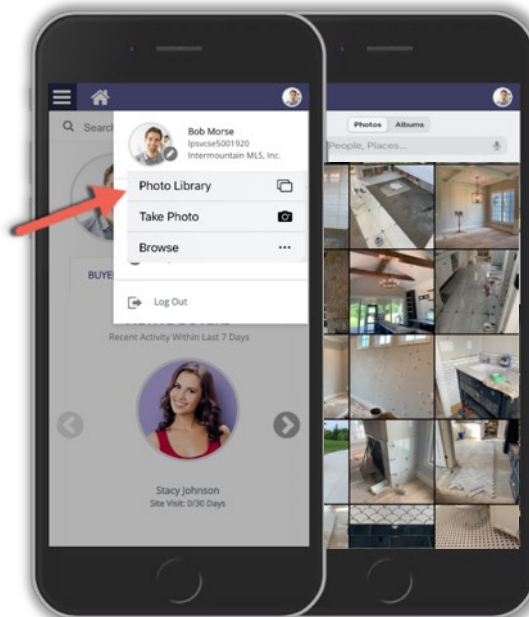
You will notice a pencil icon on the profile photo. This just lets you know that you can change this photo.



HOW IT WORKS!

After you tap on the pencil icon, you will be presented with three options:

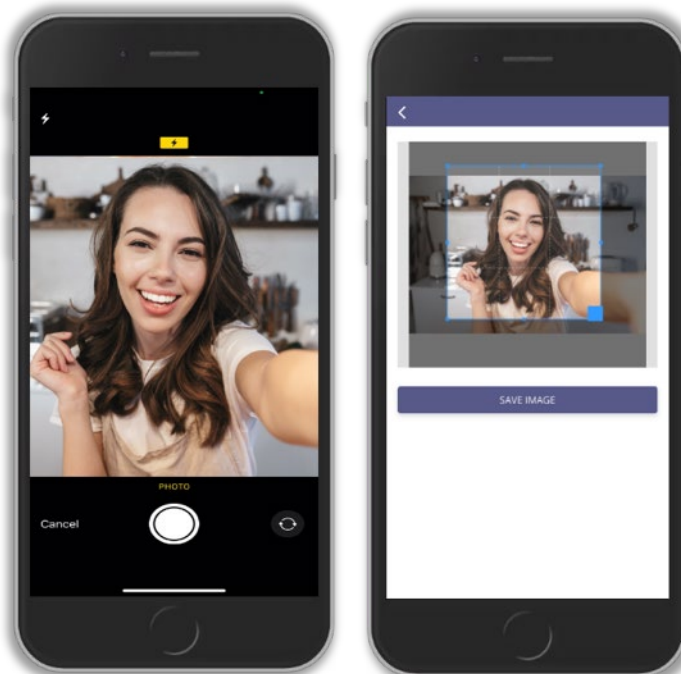
- **Photo Library:** This will allow you to choose a photo from your phone's photo library.
- **Take Photo:** Use your camera on your phone to snap a selfie of yourself.
- **Browse:** If you have storage options or storage apps on your phone you can locate your profile image with these applications.



UPLOAD AND CROP

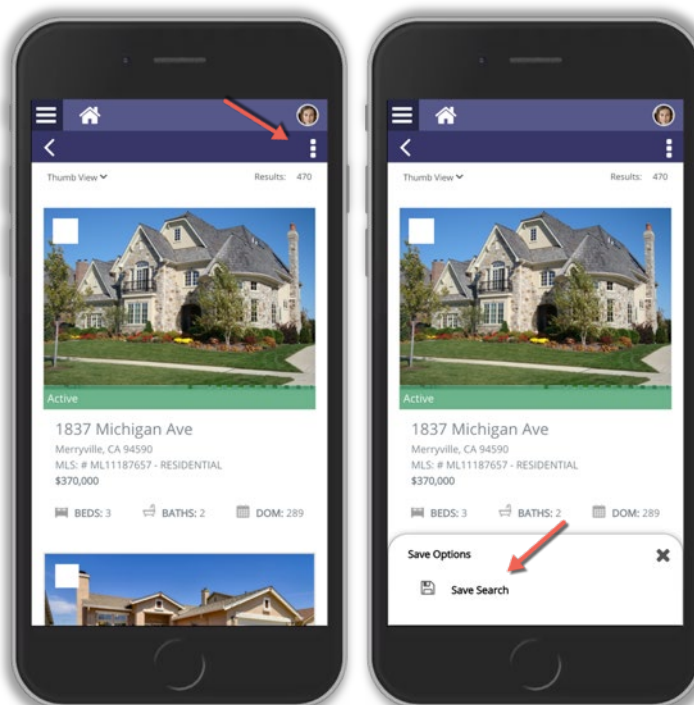
If you do plan to snap your own photo, just note the application will come built in with a crop tool to make sure your image fits perfectly with in the circle frame.

Just snap your photo and you will be taken to a crop screen. From here you can move the crop area and you can also increase or decrease the crop square. When done just click save and your profile image will be replaced. Again, this also updates your profile image within Paragon Classic.



Save from Results

Now from the search result screen, agents can save a search and setup a Collaboration Center site. Prior to this enhancement, agents were required to go back to the search screen and then save the search. This new workflow will provide agents with an alternate workflow to quickly save a search.



Embedded Videos

In a previous release, Black Knight added Live Stream links inside of our applications to help agents show homes during this pandemic. Our research has found that several agents were trying to link to just videos and not live stream events. To help agents even further during this time and beyond, the Paragon Classic and Paragon Connect teams worked on a joint project to allow agents to embed a link to a YouTube or Vimeo videos. Paragon will allow you to add 10 videos links per listing.

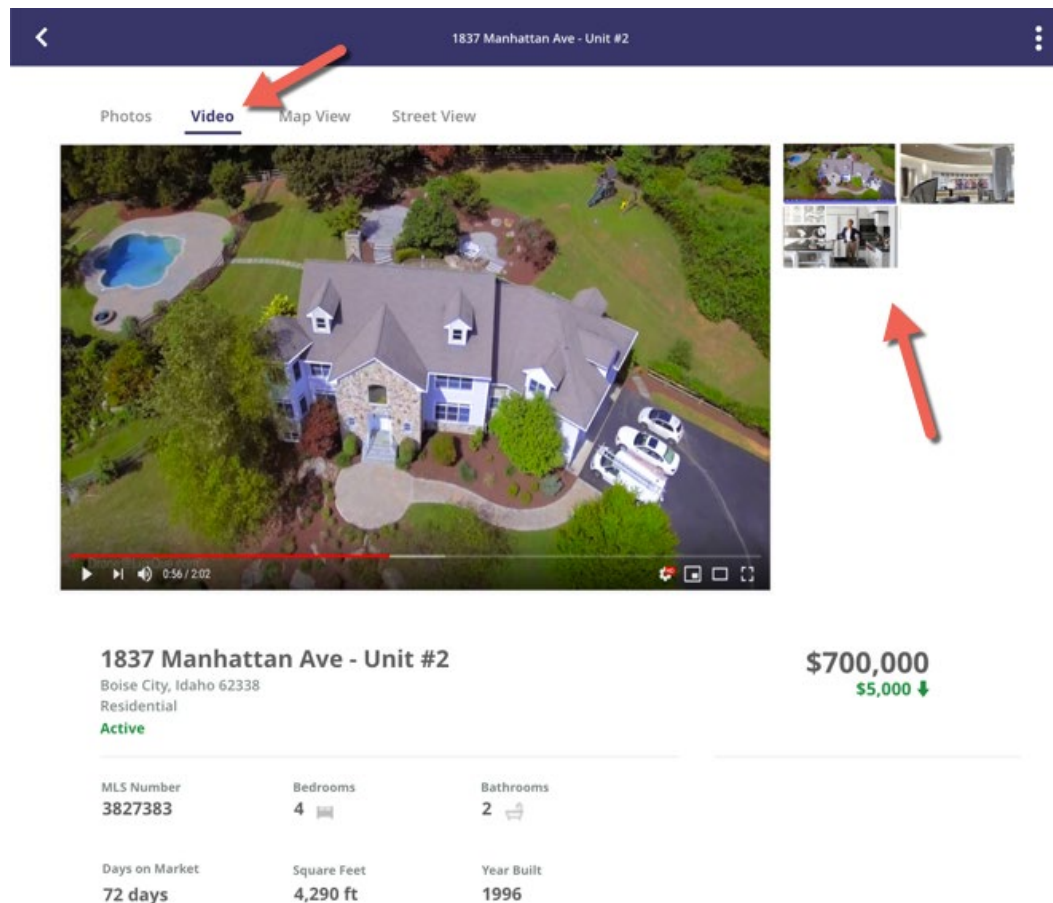
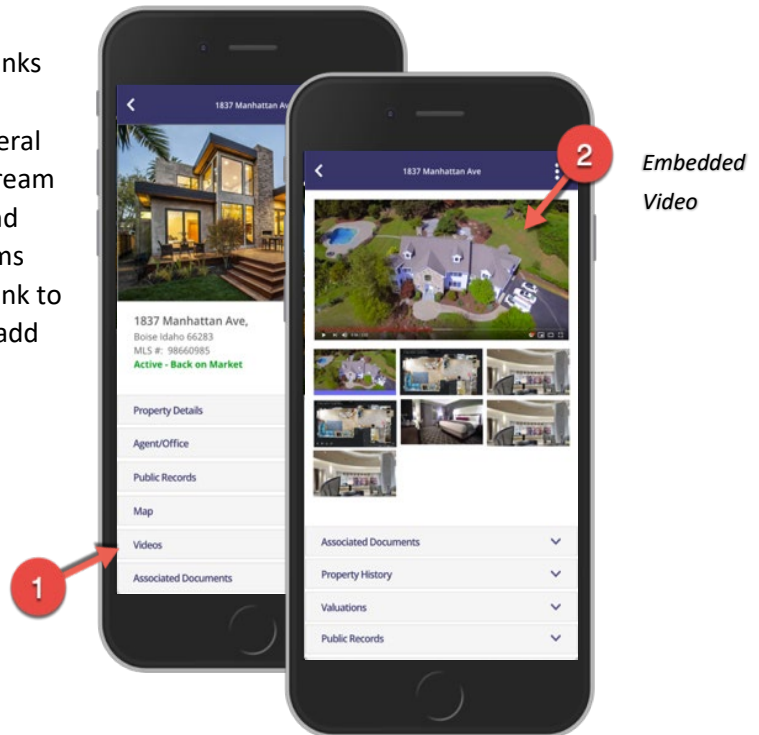


Photo Label & Description

The photo label and description will now show within both the Paragon Connect detail report and the ConnectView (Classic). This will be available both on a small and large form factor.

Collaboration Center Texting

The Collaboration Center is excited to announce that text messaging from a mobile device is now available. When on a detail report you can now go to the options icon and see a new option called "Text Message."

This will open your default native texting app on your mobile device. It will then generate a link to the public version of this report and paste it in a new message. From there, the end user can choose who to send the text message to.

