



## Change a Call-Before-Showing (CBS) Code

**Jump to the instructions for your specific phone by clicking these links:**

- Change the Call-Before-Showing (CBS) Code using an Android™ device
- Change the Call-Before-Showing (CBS) Code using a BlackBerry® device
- Change the Call-Before-Showing (CBS) Code using an iPhone

1. Open the eKEY application.



2. Select **Inventory**.



### Android

3. Select the serial number for the keybox you wish to change.
4. Tap the **Edit** Button at the bottom of the screen.
5. Tap **Require CBS** if there is not a green checkmark.
6. Tap on the current CBS code.
7. Enter the new CBS code and press the **Save** button.
8. Press the **Program** button at the bottom of the screen then follow the on-screen instructions.

### Sending the new CBS code to SupraWEB

1. When programming is complete press the **Back** button on the phone to get to the main eKEY screen.
2. Press the **Update** button.


### BlackBerry


1. Open the eKEY application.



2. Select **Inventory**.





3. Select the serial number for the keybox you wish to change. Scroll to the small box to the left of 'Require CBS' then press the Enter button: 


4. Scroll down to the CBS code then press the Menu button: 

5. Select Clear Field: **Clear Field** and then press the Enter button: 


6. Enter the new CBS code. When you have entered a valid CBS code you will see

Shackle Code: ★ Shackle Code: \*\*\*\*\* to the left of the CBS code field.   
 select **Program**: **Program** then follow the on-screen instructions.

7. Scroll to the small box to the left of 'Require CBS' and press the  to remove the check mark.

8. Press the **Menu** button , then select **Program** **Program**, then follow the on-screen instructions.

### Sending the new CBS code to SupraWeb

1. When programming is complete press the **Return** button  to get to the main eKEY screen.

2. Press the **Menu** button , then select **Update Key**.


1. Open the eKEY application.



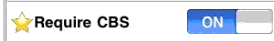
2. Select **Inventory**.




3. Select the serial number for the keybox you wish to change.

4. Select **Edit**  at the bottom of the screen.

5. Change the option for "Require CBS" to ON.



6. Tap on the CBS code and input the new code.

7. Tap on **Save**  in the upper right.

8. Tap on **Program**  in the upper right.

9. Enter the shackle code and press **Begin**.

10. Point the adapter at the keybox

iPhone

*Android is a trademark of Google Inc. BlackBerry is a registered trademark of Research in Motion (RIM). iPhone is a registered trademark of Apple, Inc., registered in the U.S. and other countries.*