



reInsight Mobile

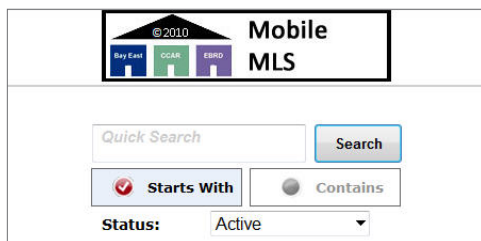
Access MLS on Your Smartphone

reInsight® Mobile is a great tool to help grow your business. You can search MLS data while away from the office using any Wireless Application Protocol (WAP) –enabled smartphone or PDA. It is an easy-to-use interface that provides real-time access to the MLS data, 24/7. To access reInsight® Mobile, simply visit <http://maxebrdi.mobile.paragonrels.com> and log in with your Paragon credentials.

Overview of Mobile Features

Quick Search

Allows you to run a quick search using the MLS number, address, ZIP code, price or listing agent last name.



©2010 Bay East CGAR EBRO
Mobile MLS

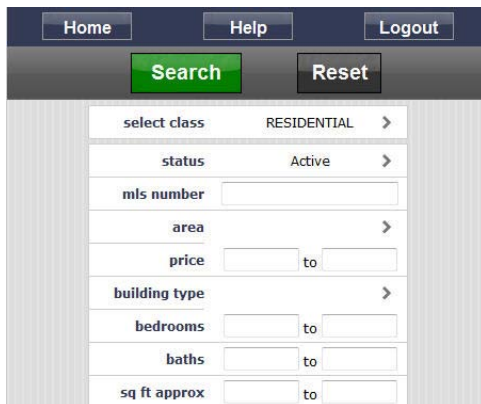
Quick Search

Starts With Contains

Status:

MLS Property Search

Run a complete search using all the full property search capabilities.



Home Help Logout

select class RESIDENTIAL >

status Active >

mls number

area >

price to

building type >

bedrooms to

baths to

sq ft approx to

Learn more about reInsight Mobile by visiting:

<http://maxebrdi.mobile.paragonrels.com>

Last Viewed

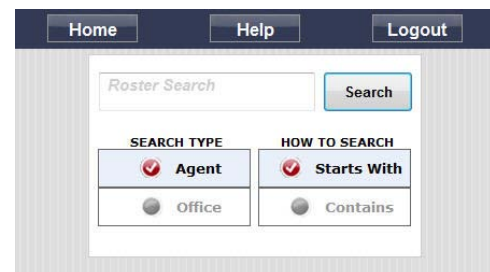
Stores the last 20 properties in which the detail results were viewed. You can quickly access the most recently viewed properties.



Home	Help	Logout
LAST VIEWED		LISTINGS FOUND: 20
<input type="button" value="Check All"/>		<input type="button" value="Remove Checked"/>
<input type="checkbox"/>	2314 E 20TH ST OAKLAND \$229,000	>
<input type="checkbox"/>	36337 FREMONT BLVD FREMONT \$239,000	>
<input type="checkbox"/>	4537 UTAH DR RICHMOND \$210,000	>
<input type="checkbox"/>	311 JORDAN CT MARTINEZ \$229,900	>
<input type="checkbox"/>	5564 Frenchpark Court ANTIOCH \$245,000	>
<input type="checkbox"/>	176 MERO ST HAYWARD \$218,500	>

Membership Search

Membership Search allows you to search by Agent or Office using the “Starts With” and “Includes” functionality that can be found in Quick Search.



Home Help Logout

Roster Search

SEARCH TYPE

Agent Office

HOW TO SEARCH

Starts With Contains





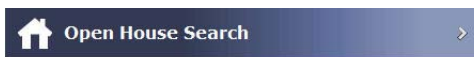
Access on Your Smartphone



View your inventory by class.



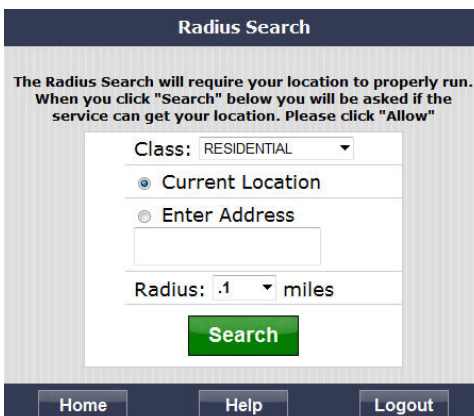
Run a hotsheet search by status, date range, area and price.



Search for open houses and tours by status, date range, area and price.



Search for open houses and tours by status, date range, area and price.



Setting up Your Preferences



reInsight® Mobile provides the ability for you to set up defaults for email, search preferences, and the contact information that appears on the Listing Report.

Search Preferences

On the Search Preferences page, you can configure your default class, status and area(s) for the main search page and enable or disable additional search criteria fields. This gives you the ability to customize the search screen and display the fields that they most commonly use. The fields that appear in this section are determined by the MLS.

Emailing Preferences

Email the listings details page, to use a default greeting and signature or you may type in your own message.

Agent Configurable Defaults

Provides the ability to set up defaults for email, search preferences and the contact information that appears on the Listing Report. You can set up your preferences from your mobile device or any Web browser. Setting up your preferences before you start using reInsight Mobile will make using the product easier and more customized for you. Search features can be configured so that you can customize the search screen and display fields that you most commonly use.

ONE SOURCE. POWERFUL SOLUTIONS.®