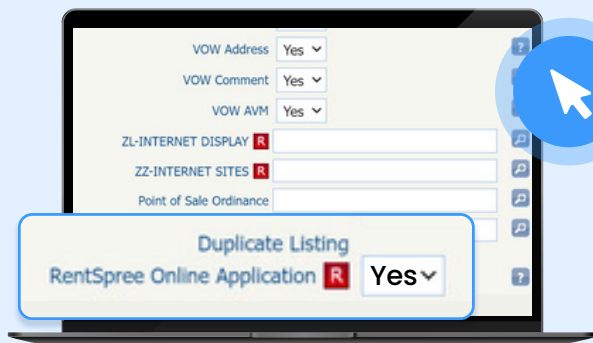


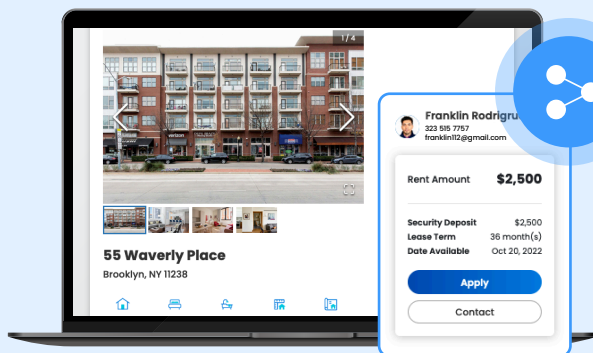

RentSpree Partners with Bay East to Offer Agents **FREE LISTING PAGES** for Your Rentals!



1 Add Your Listing to the MLS

Enter your rental listing and select **'RentSpree Online Application'** within Paragon.

Come to RentSpree
Go to rentspree.com/bayeast to create your RentSpree account and finish importing your listing details to retrieve your **FREE** and professionally designed listing page.



2 Market Your Listing

Generate active leads and **collect screenings DIRECTLY** by sharing the newly created listings page with your network of rental clients and prospects.



Let Us Help You Get Started.

Our support team is available 7 days a week (323) 515-7757

